2020-3

pennsylvania
OFFICE OF OPEN RECORDS

RECEIVED
JAN 17 2020
CALN TWP
RTKO

STANDARD RIGHT-TO-KNOW REQUEST FORM

DATE REQUESTED: 1/17/2020

REQUEST SUBMITTED BY: ☑ E-MAIL ☐ U.S. MAIL ☐ FAX ☐ IN-PERSON

REQUEST SUBMITTED TO (Agency name & address): MacElree Harvey, LTD
17 West Miner Street, West Chester PA 19381

NAME OF REQUESTER : Cara Williams

STREET ADDRESS: 17 West Miner Street

CITY/STATE/COUNTY/ZIP(Required): West Chester, PA 19381

TELEPHONE (Optional): _____ **EMAIL (optional):** _____

RECORDS REQUESTED: **Provide as much specific detail as possible so the agency can identify the information.* ***Please use additional sheets if necessary***

Information pertaining to parcel/UPI 39-4H-53 located at 3700 Lincoln Highway, Downingtown PA

DO YOU WANT COPIES? ☐ YES ☑ NO
DO YOU WANT TO INSPECT THE RECORDS? ☑ YES ☐ NO
DO YOU WANT CERTIFIED COPIES OF RECORDS? ☐ YES ☑ NO
DO YOU WANT TO BE NOTIFIED IN ADVANCE IF THE COST EXCEEDS $100? ☑ YES ☐ NO

**** PLEASE NOTE: RETAIN A COPY OF THIS REQUEST FOR YOUR FILES ****
**** IT IS A REQUIRED DOCUMENT IF YOU WOULD NEED TO FILE AN APPEAL ****

FOR AGENCY USE ONLY

OPEN-RECORDS OFFICER: Abigail Swan

☐ I have provided notice to appropriate third parties and given them an opportunity to object to this request

DATE RECEIVED BY THE AGENCY: 1/17/20

AGENCY FIVE (5) BUSINESS DAY RESPONSE DUE: 1/24/20

***Public bodies may fill anonymous verbal or written requests. If the requestor wishes to pursue the relief and remedies provided for in this Act, the request must be in writing. (Section 702.) Written requests need not include an explanation why information is sought or the intended use of the information unless otherwise required by law. (Section 703.)*

TOWNSHIP OF CALN
253 MUNICIPAL DR
THORNDALE, PA. 19372
610/384-0600 X 119

24 hrs. notice required for inspection scheduling

INSPECTION ASSIGNMENT SHEET

Building Permit No. 2007-00077-BUI

Location 3700LINCOLN HWY, THORNDALE, PA 19372

Owner MERAKLIS HARRY J & OKEEFE EILEEN V

Contractor ABSOLUTE HEATING & COOLING (717-687-7768)

Description HVAC

Comments

SCANNED
SEP 09 2008
ELECTRONICALLY FILED

FINAL ELECTRICAL INSPECTION (need prior to final inspection)

FINAL INSPECTION (performed after work is complete and PRIOR TO USING OR OCCUPYING CO

RECEIVED
MAR 29 2007
CODES

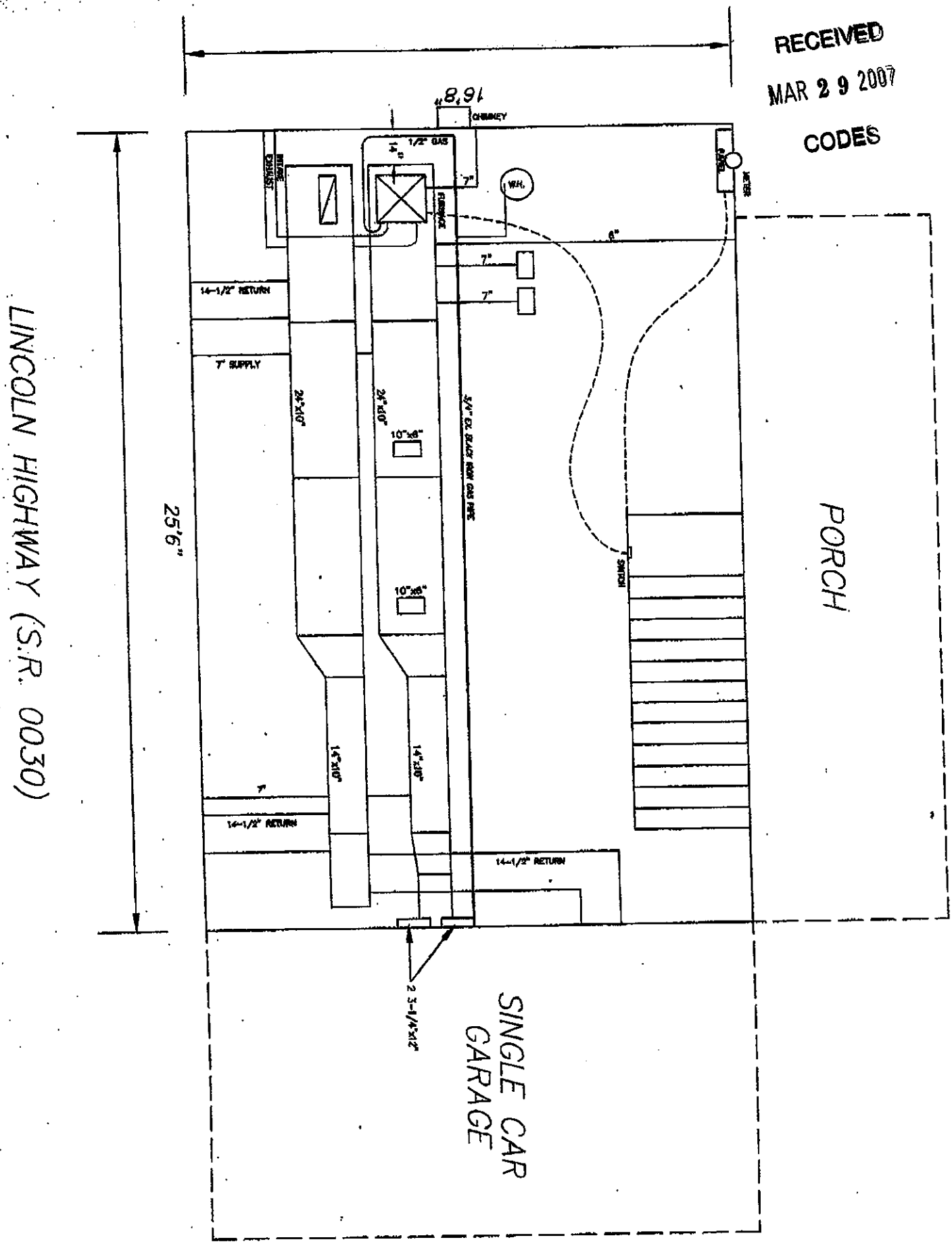

American Standard
HEATING & AIR CONDITIONING

Upflow/Horizontal Right or Upflow/Horizontal Left Induced Draft Gas Furnace

Freedom 90 High Efficiency

AUX1B040A9H21B	ADX1B040A9H21B
AUX1B060A9H31B	ADX1B060A9H31B
AUX1B080A9H31B	ADX1B080A9H31B
AUX1C100A9H41B	ADX1C100A9H41B
AUX1D120A9H51B	ADX1D120A9H51B

Single-Stage Fan Assisted Combustion System

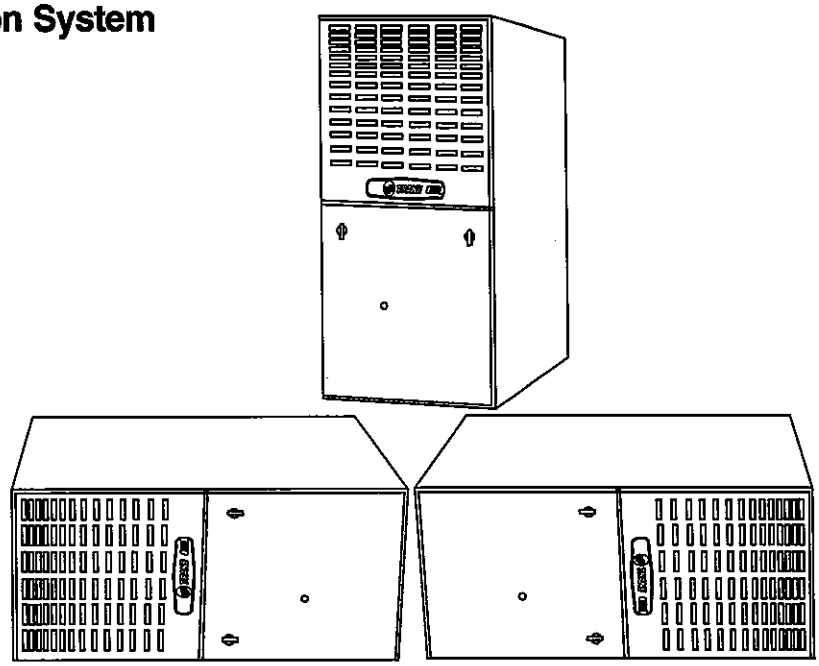

PUB. NO. 12-1233-03

American Standard
HEATING & AIR CONDITIONING

General Features

NATURAL GAS MODELS
Central Heating furnace designs are certified by the American and Canadian Gas Associations for both natural and L.P. gas. Limit setting and rating data were established and approved under standard rating conditions using American National Standards Institute standards.

SAFE OPERATION
The Integrated System Control has solid state devices, which continuously monitor for presence of flame, when the system is in the heating mode of operation. Dual solenoid combination gas valve and regulator provide extra safety.

QUICK HEATING
Durable, cycle tested, heavy gauge **aluminized steel heat exchanger** quickly transfers heat to provide warm conditioned air to the structure.

BURNERS
Multiport Inshot burners will give years of quiet and efficient service. All models can be converted to **L.P. gas.**

INTEGRATED SYSTEM CONTROL
Exclusively designed operational program provides total control of furnace limit sensors, blowers, gas valve, flame control and includes self diagnostics for ease of service. Also contains connection points for E.A.C./humidifier.

AIR DELIVERY
The 4-speed, direct drive blower motor, has sufficient airflow for most heating and cooling requirements, will switch from heating to cooling speeds on demand from room thermostat. The blower door safety switch will prevent or terminate furnace operation when the blower door is removed.

STYLING
Heavy gauge steel and "wrap-around" cabinet construction is used in the cabinet with baked-on enamel finish for strength and beauty. The heat exchanger section of the cabinet is completely lined with foil faced fiberglass insulation. This results in quiet and efficient operation due to the excellent acoustical and insulating qualities of fiberglass.

FEATURES AND GENERAL OPERATION
The Freedom 90 High Efficiency Gas Furnaces empoys an adaptive Hot Surface Ignition system, which eliminates the waste of a constant burning pilot. The integrated system control lights the main burners upon a demand for heat from the room thermostat. Complete front service access.

a. Low energy power venter
b. Vent proving pressure switch.

©American Standard Inc. 2007 All Rights Reserved

Pub. No. 12-1233-03

American Standard
HEATING & AIR CONDITIONING

Contents

General Features 2

Features and Benefits 4

Standard Equipment 4

Optional Equipment 4

General Data 5

AUX1B040A9H21B 5

AUX1B060A9H31B 5

AUX1B080A9H31B 6

AUX1C100A9H41B 6

AUX1D120A9H51B 6

ADX1B040A9H21B 7

ADX1B060A9H31B 7

ADX1B080A9H31B 7

ADX1C100A9H41B 7

ADX1D120A9H51B 8

Performance Data 10

Field Wiring 12

Dimensions 14

Electrical Data 15

American Standard
HEATING & AIR CONDITIONING

Features and Benefits

FREEDOM 90 HIGH EFFICIENCY UPFLOW/HORIZONTAL RIGHT or LEFT

STANDARD EQUIPMENT

- Convertible to horizontal with left or right airflow
- Power supply 115/1/60
- **Type 29-4C™** stainless steel secondary heat exchanger
- Silicon Nitride Hot surface igniter with adaptive heat up
- Integrated solid state control with self-diagnostics
- Single wire twinning
- Attractive color accents
- Hinged blower door
- Prefect Fit door latches
- Insulated blower door
- Gasketed blower door
- Heavy gauge aluminized steel heat exchanger
- Blower door safety switch
- Multi-port In-shot burners
- Complete front service access
- Alternate bottom/left/right return air
- Slide out blower assembly
- High efficiency direct drive 4 speed motor
- Adjustable fan off times
- Common vent capability
- Heavy gauge reinforced wrap-around steel cabinet
- Optional L.P. conversion kit
- Left/right gas connection
- Accessory hook-up capability
- Selectable cooling fan off eliminates need for BAY24X045 time delay relay
- 24 volt fuse
- Manual reset flame roll-out switches
- **Non-prorated 20-year heat exchanger limited warranty**
- **Five-year limited parts warranty**

FREEDOM 90 HIGH EFFICIENCY - OPTIONAL EQUIPMENT

OPTIONAL EQUIPMENT FOR CONDENSING UNITS (Check mark [✓] indicates accessories included).

For Comfort Controls, See price book pages		[ ]
AccuClean™ Whole House Air Cleaner (14-1/2" Wide, Upflow / Side Return Furnace)	AFD145ALFR000A	[ ]
AccuClean™ Whole House Air Cleaner (17-1/2" Wide, Upflow / Side Return Furnace)	AFD175ALFR000A	[ ]
AccuClean™ Whole House Air Cleaner (21" Wide, Upflow / Side Return Furnace)	AFD210ALFR000A	[ ]
AccuClean™ Whole House Air Cleaner (24-1/2" Wide, Upflow / Side Return Furnace)	AFD245ALFR000A	[ ]
AccuClean™ Whole House Air Cleaner (14-1/2" Wide, Downflow Furnace)	AFD14DALFR000A	[ ]
AccuClean™ Whole House Air Cleaner (17-1/2" Wide, Downflow Furnace)	AFD17DALFR000A	[ ]
AccuClean™ Whole House Air Cleaner (21" Wide, Downflow Furnace)	AFD21DALFR000A	[ ]
AccuClean™ Whole House Air Cleaner (24-1/2" Wide, Downflow Furnace)	AFD24DALFR000A	[ ]
Electronic Air Filter, "Perfect Fit" Super Efficiency (14-1/2" Wide Gas Furnace)	TFE145A9FR0	[ ]
Electronic Air Filter, "Perfect Fit" Super Efficiency (17-1/2" Wide Gas Furnace)	TFE175A9FR0	[ ]
Electronic Air Filter, "Perfect Fit" Super Efficiency (21" Wide Gas Furnace)	TFE210A9FR0	[ ]
Electronic Air Filter, "Perfect Fit" Super Efficiency (24-1/2" Wide Gas Furnace)	TFE245A9FR0	[ ]
Air Filter, "Perfect Fit" High Efficiency (14-1/2" Wide Gas Furnace)	TFM145A9FR0	[ ]
Air Filter, "Perfect Fit" High Efficiency (17-1/2" Wide Gas Furnace)	TFM175A9FR0	[ ]
Air Filter, "Perfect Fit" High Efficiency (21" Wide Gas Furnace)	TFM210A9FR0	[ ]
Air Filter, "Perfect Fit" High Efficiency (24-1/2" Wide Gas Furnace)	TFM245A9FR0	[ ]
Air Filter, "Perfect Fit" Standard Efficiency (14-1/2" Wide Gas Furnace)	TFP145A9FR0	[ ]
Air Filter, "Perfect Fit" Standard Efficiency (17-1/2" Wide Gas Furnace)	TFP175A9FR0	[ ]
Air Filter, "Perfect Fit" Standard Efficiency (21" Wide Gas Furnace)	TFP210A9FR0	[ ]
Air Filter, "Perfect Fit" Standard Efficiency (24-1/2" Wide Gas Furnace)	TFP245A9FR0	[ ]
Coil Enclosure (14-1/2" Wide Cabinets)	BAYCLE14A1422A	[ ]
Coil Enclosure (17-1/2" Wide Cabinets)	BAYCLE17A1722A	[ ]
Coil Enclosure (21" Wide Cabinets)	BAYCLE21A2130A	[ ]
Coil Enclosure (24-1/2" Wide Cabinets)	BAYCLE24A2430A	[ ]
High Altitude Switch	BAYHALT248	[ ]
Downflow Subbase	BAYBASE205	[ ]
Propane Conversion Kit	BAYLPKT210B	[ ]
Propane Conversion Kit (With Stainless Steel burners)	BAYLPSS210B	[ ]
Masonry Chimney Vent Kit	BAYVENT800B	[ ]
Filter Access Door Kit (Downflow models)	BAYFLTR206	[ ]

Pub. No. 12-1233-03

American Standard
HEATING & AIR CONDITIONING

General Data

PRODUCT SPECIFICATIONS ①

	AUX1B040A9H21B	AUX1B060A9H31B	AUX1B080A9H31B
MODEL	Upflow / Horizontal	Upflow / Horizontal	Upflow / Horizontal
TYPE			
RATINGS ②	40,000	60,000	80,000
Input BTUH	38,000	56,000	74,000
Capacity BTUH (ICS) ③	92.1	92.1	92.1
AFUE	30 - 60	30 - 60	35 - 65
Temp. rise (Min.-Max.) °F.	DIRECT	DIRECT	DIRECT
BLOWER DRIVE	10 x 7	10 x 7	10 x 8
Diameter - Width (In.)	1	1	1
No. Used	4	4	4
Speeds (No.)	See Fan Performance Table	See Fan Performance Table	See Fan Performance Table
CFM vs. in. w.g.	1/2	1/2	1/2
Motor HP	1075	1075	1075
R.P.M.	115/1/60	115/1/60	115/1/60
Volts / Ph / Hz	Centrifugal	Centrifugal	Centrifugal
COMBUSTION FAN - Type	Direct - 1	Direct - 1	Direct - 1
Drive - No. Speeds	1/55 - 3000	1/55- 3000	1/24 - 3200
Motor HP - RPM	115/1/60	115/1/60	115/1/60
Volts / Ph / Hz	1.0	1.0	1.35
FLA	Yes	Yes	Yes
FILTER — Furnished?	High Velocity	High Velocity	High Velocity
Type Recommended	1 - 17x25 - 1in.	1 - 17x25 - 1in.	1 - 17x25 - 1in.
Hi Vel. (No.-Size-Thk.)	2 Round	2 Round	2 Round
VENT — Size (in.)			
HEAT EXCHANGER	Aluminized Steel	Aluminized Steel	Aluminized Steel
Type-Fired			
-Unfired	20	20	20
Gauge (Fired)			
ORIFICES — Main	2 — 45	3 — 45	4 — 45
Nat. Gas. Qty. — Drill Size	2 — 56	3 — 56	4 — 56
L.P. Gas Qty. — Drill Size	Redundant - Single Stage	Redundant - Single Stage	Redundant - Single Stage
GAS VALVE			
PILOT SAFETY DEVICE	Hot Surface Ignition	Hot Surface Ignition	Hot Surface Ignition
Type	Multiport Inshot	Multiport Inshot	Multiport Inshot
BURNERS — Type	2	3	4
Number	115/1/60	115/1/60	115/1/60
POWER CONN. — V / Ph / Hz ④	9.7	9.7	10.0
Ampacity (In Amps)	15	15	15
Max Overcurrent Protection (Amps)	1/2	1/2	1/2
PIPE CONN. SIZE (IN.)	H x W x D	H x W x D	H x W x D
DIMENSIONS	41-3/4 x 19-1/2 x 30-1/2	41-3/4 x 19-1/2 x 30-1/2	41-3/4 x 19-1/2 x 30-1/2
Crated (In.)			
WEIGHT	139 / 129	150 / 140	158 / 148
Shipping (Lbs.) / Net (Lbs)			

① Central Furnace heating designs are certified by AGA and CSA.
② For U.S. applications, above input ratings (BTUH) are up to 2,000 feet, derate 4% per 1,000 feet for elevations above 2,000 feet above sea level. For Canadian applicaitons, above input ratings (BTUH) are up to 4,500 feet, derate 4% per 1,000 feet for elevations above 4,500 feet above sea level.
③ Based on U.S. government standard tests.
④ The above wiring specifications are in accordance with National Electrical Code; however, installations must comply with local codes.

American Standard
HEATING & AIR CONDITIONING

General Data

PRODUCT SPECIFICATIONS ①

MODEL	AUX1C100A9H41B	AUX1D120A9H51B
TYPE	Upflow / Horizontal	Upflow / Horizontal
RATINGS ②		
Input BTUH	100,000	120,000
Capacity BTUH (ICS) ③	93,000	112,000
AFUE	92.1	92.1
Temp. rise (Min.-Max.) °F.	35 - 65	40 - 70
BLOWER DRIVE	DIRECT	DIRECT
Diameter - Width (In.)	11 x 10	11 x 10
No. Used	1	1
Speeds (No.)	4	4
CFM vs. in. w.g.	See Fan Performance Table	See Fan Performance Table
Motor HP	3/4	1
R.P.M.	1100	1100
Volts / Ph / Hz	115/1/60	115/1/60
COMBUSTION FAN - Type	Centrifugal	Centrifugal
Drive - No. Speeds	Direct - 1	Direct - 1
Motor HP - RPM	1/20- 3450	1/20- 3450
Volts / Ph / Hz	115/1/60	115/1/60
FLA	.71	.71
FILTER — Furnished?	Yes	Yes
Type Recommended	High Velocity	High Velocity
Hi Vel. (No.-Size-Thk.)	1 - 20x25 - 1in.	1 - 24x25 - 1in.
VENT — Size (in.)	2 Round	2 Round
HEAT EXCHANGER		
Type-Fired	Aluminized Steel	Aluminized Steel
-Unfired		
Gauge (Fired)	20	20
ORIFICES — Main		
Nat. Gas. Qty. — Drill Size	5 — 45	6 — 45
L.P. Gas Qty. — Drill Size	5 — 56	6 — 56
GAS VALVE	Redundant - Single Stage	Redundant - Single Stage
PILOT SAFETY DEVICE		
Type	Hot Surface Ignition	Hot Surface Ignition
BURNERS — Type	Multiport Inshot	Multiport Inshot
Number	5	6
POWER CONN. — V / Ph / Hz ④	115/1/60	115/1/60
Ampacity (In Amps)	12.4	14.5
Max Overcurrent Protection (Amps)	20	20
PIPE CONN. SIZE (IN.)	1/2	1/2
DIMENSIONS	H x W x D	H x W x D
Crated (In.)	41-3/4 x 23 x 30-1/2	41-3/4 x 26-1/2 x 30-1/2
WEIGHT		
Shipping (Lbs.) / Net (Lbs)	171 / 162	205 / 193

① Central Furnace heating designs are certified by AGA and CSA.
② For U.S. applications, above input ratings (BTUH) are up to 2,000 feet, derate 4% per 1,000 feet for elevations above 2,000 feet above sea level. For Canadian applicaitons, above input ratings (BTUH) are up to 4,500 feet, derate 4% per 1,000 feet for elevations above 4,500 feet above sea level.
③ Based on U.S. government standard tests.
④ The above wiring specifications are in accordance with National Electrical Code; however, installations must comply with local codes.

Pub. No. 12-1233-03

American Standard
HEATING & AIR CONDITIONING

General Data

PRODUCT SPECIFICATIONS ①

MODEL	ADX1B040A9H21B	ADX1B060A9H31B	ADX1B080A9H31B
TYPE	Downflow / Horizontal	Downflow / Horizontal	Downflow / Horizontal
RATINGS ②			
Input BTUH	40,000	60,000	80,000
Capacity BTUH (ICS) ③	38,000	56,000	74,000
AFUE	91.0	91.0	91.0
Temp. rise (Min.-Max.) °F.	30 - 60	30 - 60	35 - 65
BLOWER DRIVE	DIRECT	DIRECT	DIRECT
Diameter - Width (In.)	10 x 7	10 x 8	10 x8
No. Used	1	1	1
Speeds (No.)	4	4	4
CFM vs. in. w.g.	See Fan Performance Table	See Fan Performance Table	See Fan Performance Table
Motor HP	1/2	1/2	3/4
R.P.M.	1080	1075	1075
Volts / Ph / Hz	115/1/60	115/1/60	115/1/60
COMBUSTION FAN - Type	Centrifugal	Centrifugal	Centrifugal
Drive - No. Speeds	Direct - 1	Direct - 1	Direct - 1
Motor HP - RPM	1/55- 3000	1/55- 3000	1/25- 3200
Volts / Ph / Hz	115/1/60	115/1/60	115/1/60
FLA	1.14	1.0	1.35
FILTER — Furnished?	Yes	Yes	Yes
Type Recommended	High Velocity	High Velocity	High Velocity
Hi Vel. (No.-Size-Thk.)	1 - 14x20 - 1in.	2 - 14x20 - 1in.	2 - 14x20 - 1in.
VENT — Size (in.)	2 Round	2 Round	2 Round
HEAT EXCHANGER			
Type-Fired	Aluminized Steel	Aluminized Steel	Aluminized Steel
-Unfired			
Gauge (Fired)	20	20	20
ORIFICES — Main			
Nat. Gas. Qty. — Drill Size	2 — 45	3 — 45	4 — 45
L.P. Gas Qty. — Drill Size	2 — 56	3 — 56	4 — 56
GAS VALVE	Redundant - Single Stage	Redundant - Single Stage	Redundant - Single Stage
PILOT SAFETY DEVICE			
Type	Hot Surface Ignition	Hot Surface Ignition	Hot Surface Ignition
BURNERS — Type	Multiport Inshot	Multiport Inshot	Multiport Inshot
Number	2	3	4
POWER CONN. — V / Ph / Hz ④	115/1/60	115/1/60	115/1/60
Ampacity (In Amps)	9.7	9.7	12.4
Max Overcurrent Protection (Amps)	15	15	15
PIPE CONN. SIZE (IN.)	1/2	1/2	1/2
DIMENSIONS	H x W x D	H x W x D	H x W x D
Crated (In.)	41-3/4 x 19-1/2 x 30-1/2	41-3/4 x 19-1/2 x 30-1/2	41-3/4 x 19-1/2 x 30-1/2
WEIGHT			
Shipping (Lbs.) / Net (Lbs)	145 / 135	155 / 145	168 / 158

① Central Furnace heating designs are certified by AGA and CSA.
② For U.S. applications, above input ratings (BTUH) are up to 2,000 feet, derate 4% per 1,000 feet for elevations above 2,000 feet above sea level. For Canadian applicaitons, above input ratings (BTUH) are up to 4,500 feet, derate 4% per 1,000 feet for elevations above 4,500 feet above sea level.
③ Based on U.S. government standard tests.
④ The above wiring specifications are in accordance with National Electrical Code; however, installations must comply with local codes.

American Standard
HEATING & AIR CONDITIONING

General Data

PRODUCT SPECIFICATIONS ①

MODEL	ADX1C100A9H41B	ADX1D120A9H51B
TYPE	Downflow / Horizontal	Downflow / Horizontal
RATINGS ②		
Input BTUH	100,000	120,000
Capacity BTUH (ICS) ③	94,000	110,000
AFUE	91.0	91.0
Temp. rise (Min.-Max.) °F.	35 - 65	40 - 70
BLOWER DRIVE	DIRECT	DIRECT
Diameter - Width (In.)	11 x 10	11 x 10
No. Used	1	1
Speeds (No.)	4	4
CFM vs. in. w.g.	See Fan Performance Table	See Fan Performance Table
Motor HP	3/4	1
R.P.M.	1075	1075
Volts / Ph / Hz	115/1/60	115/1/60
COMBUSTION FAN - Type	Centrifugal	Centrifugal
Drive - No. Speeds	Direct - 1	Direct - 1
Motor HP - RPM	1/20- 3450	1/20- 3450
Volts / Ph / Hz	115/1/60	115/1/60
FLA	.71	.71
FILTER — Furnished?	Yes	Yes
Type Recommended	High Velocity	High Velocity
Hi Vel. (No.-Size-Thk.)	2 - 16x20 - 1in.	2 - 16x20 - 1in.
VENT — Size (in.)	2 Round	3 Round
HEAT EXCHANGER		
Type-Fired	Aluminized Steel	Aluminized Steel
-Unfired		
Gauge (Fired)	20	20
ORIFICES — Main		
Nat. Gas. Qty. — Drill Size	5 — 45	6 — 45
L.P. Gas Qty. — Drill Size	5 — 56	6 — 56
GAS VALVE	Redundant - Single Stage	Redundant - Single Stage
PILOT SAFETY DEVICE		
Type	Hot Surface Ignition	Hot Surface Ignition
BURNERS — Type	Multiport Inshot	Multiport Inshot
Number	5	6
POWER CONN. — V / Ph / Hz ④	115/1/60	115/1/60
Ampacity (In Amps)	12.4	15.5
Max Overcurrent Protection (Amps)	20	20
PIPE CONN. SIZE (IN.)	1/2	1/2
DIMENSIONS	H x W x D	H x W x D
Crated (In.)	41-3/4 x 23 x 30-1/2	41-3/4 x 26-1/2 x 30-1/2
WEIGHT		
Shipping (Lbs.) / Net (Lbs)	185 / 175	206 / 196

① Central Furnace heating designs are certified by AGA and CSA.
② For U.S. applications, above input ratings (BTUH) are up to 2,000 feet, derate 4% per 1,000 feet for elevations above 2,000 feet above sea level. For Canadian applicaitons, above input ratings (BTUH) are up to 4,500 feet, derate 4% per 1,000 feet for elevations above 4,500 feet above sea level.
③ Based on U.S. government standard tests.
④ The above wiring specifications are in accordance with National Electrical Code; however, installations must comply with local codes.

Pub. No. 12-1233-03

American Standard
HEATING & AIR CONDITIONING

Performance Data

FURNACE AIRFLOW (CFM) VS. STATIC PRESSURE (ins.w.g.)										
MODEL	SPEED TAP	0.1	0.2	0.3	0.4	0.5	0.6	0.7	0.8	0.9
*UX1B040A9H21B	4 - HIGH - Black	1159	1131	1102	1077	1052	1022	992	961	930
	3 - MED-HIGH - Blue	938	910	881	851	820	786	751	717	662
	2 - MED-LOW - Yellow	844	814	783	750	717	681	645	604	563
	1 - LOW - Red	772	732	691	656	621	581	540	497	454
*UX1B060A9H31B	4 - HIGH - Black	1358	1327	1296	1272-	1248	1215	1182	1122	1061
	3 - MED-HIGH - Blue	1196	1166	1135	1109	1082	1053	1023	989	955
	2 - MED-LOW - Yellow	1025	1000	975	943	910	878	845	813	780
	1 - LOW - Red	863	830	797	762	726	687	648	601	554
*UX1B080A9H31B	4 - HIGH - Black	1436	1404	1371	1346	1320	1289	1257	1214	1170
	3 - MED-HIGH - Blue	1334	1308	1281	1250	1219	1193	1167	1132	1097
	2 - MED-LOW - Yellow	1239	1209	1179	1149	1119	1090	1060	1030	999
	1 - LOW - Red	1160	1131	1101	1070	1039	1007	974	940	905
*UX1C100A9H41B	4 - HIGH - Black	1888	1852	1815	1776	1737	1698	1659	1626	1593
	3 - MED-HIGH - Blue	1751	1715	1679	1643	1606	1571	1536	1493	1450
	2 - MED-LOW - Yellow	1530	1491	1452	1415	1378	1336	1293	1253	1212
	1 - LOW - Red	1245	1204	1162	1115	1067	1023	979	931	882
*UX1D120A9H51B	4 - HIGH - Black	2153	2121	2089	2056	2023	1983	1943	1907	1870
	3 - MED-HIGH - Blue	1895	1856	1817	1779	1741	1708	1674	1634	1593
	2 - MED-LOW - Yellow	1777	1743	1708	1673	1637	1601	1564	1524	1484
	1 - LOW - Red	1618	1579	1540	1504	1467	1430	1393	1354	1315
*DX1B040A9H21B	4 - HIGH - Black	1156	1128	1100	1072	1043	1012	981	917	852
	3 - MED-HIGH - Blue	935	859	859	828	797	757	717	679	641
	2 - MED-LOW - Yellow	835	803	771	736	701	652	602	569	536
	1 - LOW - Red	752	726	700	648	596	554	511	471	431
*DX1B060A9H31B	4 - HIGH - Black	1337	1314	1291	1257	1223	1187	1150	1090	1030
	3 - MED-HIGH - Blue	1159	1127	1094	1065	1036	997	957	920	883
	2 - MED-LOW - Yellow	967	930	893	856	818	774	729	690	651
	1 - LOW - Red	863	823	782	742	702	657	611	571	531
*DX1B080A9H31B	4 - HIGH - Black	1614	1585	1555	1489	1423	1363	1303	1202	1101
	3 - MED-HIGH - Blue	1322	1295	1267	1239	1211	1180	1149	1111	1072
	2 - MED-LOW - Yellow	1098	1067	1036	1003	970	933	896	864	831
	1 - LOW - Red	970	934	898	868	837	794	750	712	674
*DX1C100A9H41B	4 - HIGH - Black	1844	1808	1771	1736	1700	1669	1638	1590	1542
	3 - MED-HIGH - Blue	1748	1716	1683	1648	1612	1574	1535	1497	1459
	2 - MED-LOW - Yellow	1429	1392	1354	1312	1269	1235	1200	1154	1108
	1 - LOW - Red	1203	1134	1124	1077	1029	983	937	887	837
*DX1D120A9H51B	4 - HIGH - Black	2162	2127	2091	2049	2006	1964	1922	1849	1775
	3 - MED-HIGH - Blue	1928	1888	1848	1811	1774	1736	1698	1653	1607
	2 - MED-LOW - Yellow	1782	1743	1703	1665	1626	1582	1537	1500	1462
	1 - LOW - Red	1552	1520	1488	1450	1412	1370	1328	1295	1261

* May be "A" or "T"

American Standard
HEATING & AIR CONDITIONING

Performance Data

CFM VS. TEMPERATURE RISE																		
MODEL	CFM (CUBIC FEET PER MINUTE)																	
	400	500	600	700	800	900	1000	1100	1200	1300	1400	1500	1600	1700	1800	1900	2000	2100
*UX1B040A9H21B			56	48	42	37	33	30										
*UX1B060A9H31B					63	56	50	45	42	38	36	33	31	29				
*UX1B080A9H31B							67	61	56	51	48	44	42	39	37	35		
*UX1C100A9H41B										64	60	56	52	49	46	44	42	40
*UX1D120A9H51B											71	67	63	59	56	53	50	48

* May be "A" or "T"

CFM VS. TEMPERATURE RISE																		
MODEL	CFM (CUBIC FEET PER MINUTE)																	
	400	500	600	700	800	900	1000	1100	1200	1300	1400	1500	1600	1700	1800	1900	2000	2100
*DX1B040A9H21B			56	48	42	37	33	30										
*DX1B060A9H31B					63	56	50	45	42	38	36	33	31	29				
*DX1B080A9H31B							67	61	56	51	48	44	42	39	37	35		
*DX1C100A9H41B										64	60	56	52	49	46	44	42	40
*DX1D120A9H51B											71	67	63	59	56	53	50	48

* May be "A" or "T"

Pub. No. 12-1233-03

American Standard
HEATING & AIR CONDITIONING

Field Wiring

FIELD WIRING DIAGRAM FOR 1 STAGE FURNACE
1 STAGE HEATING
USING A 1 STAGE HEATING THERMOSTAT
NO COOLING

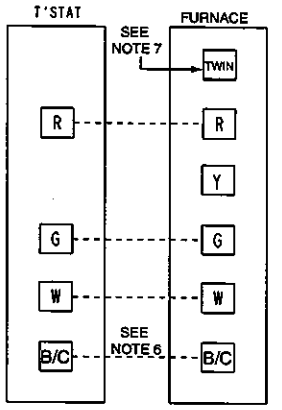

INTER-COMPONENT WIRING

------ 24 V. } FIELD WIRING
—— LINE V.

—— 24 V. } FACTORY WIRING
—— LINE V.

NOTES:

1. BE SURE POWER AGREES WITH EQUIPMENT NAMPLATE(S).
2. LOW VOLTAGE (24V. WIRING) TO BE NO. 18 A.W.G. MIN..
3. GROUNDING OF EQUIPMENT MUST COMPLY WITH LOCAL CODES.
4. SET THERMOSTAT HEAT ANTICIPATOR PER UNIT WIRING DIAGRAM.
5. THESE LEADS PROVIDE 115 V. POWER FOR CONNECTION OF ELECTRONIC AIR CLEANER AND HUMIDIFIER MAX. LOAD 1.0 AMPS EACH.
6. THIS CONNECTION IS ONLY USED FOR THERMOSTATS REQUIRING CONNECTION TO THE 24 V. POWER SUPPLY. (COMMON)
7. SEE TWINNING CONNECTION DIAGRAMS FOR PROPER CONNECTIONS WHEN USING THIS FEATURE.

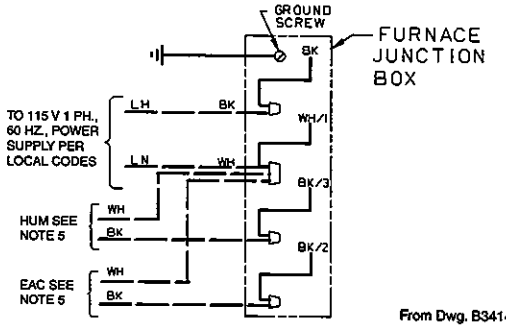

From Dwg. B341437 Rev. 1

FIELD WIRING DIAGRAM FOR 1 STAGE FURNACE
1 STAGE HEATING, 1 STAGE COOLING
USING A 1 STAGE HEATING, 1 STAGE COOLING THERMOSTAT
(OUTDOOR SECTION WITHOUT TRANSFORMER)

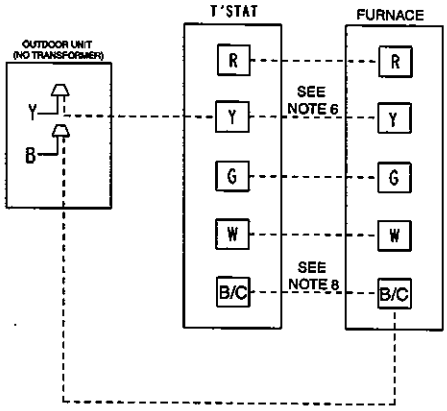

NOTES:

1. BE SURE POWER AGREES WITH EQUIPMENT NAMEPLATE(S)
2. LOW VOLTAGE(24 V. WIRING) TO BE NO. 18 A.W.G. MIN.
3. GROUNDING OF EQUIPMENT MUST COMPLY WITH LOCAL CODES.
4. SET THERMOSTAT HEAT ANTICIPATOR PER UNIT WIRING DIAGRAM.
5. THESE LEADS PROVIDE 115 V. POWER FOR CONNECTION OF ELECTRONIC AIR CLEANER AND HUMIDIFIER MAX. LOAD 1.0 AMPS EACH.
6. THE "Y" TERMINAL FROM THE THERMOSTAT MUST BE WIRED TO THE "Y" TERMINAL OF THE FURNACE CONTROL FOR PROPER BLOWER OPERATION DURING COOLING.
7. IGNITION CONTROL IS POLARITY SENSITIVE. HOT LEG OF 120 VOLT POWER SUPPLY MUST BE CONNECTED TO THE BLACK LINE POWER LEAD AS INDICATED ON THE WIRING DIAGRAM OR IGNITION LOCKOUT WILL OCCUR.
8. THIS CONNECTION IS ONLY USED FOR THERMOSTATS REQUIRING CONNECTION TO THE 24 V. POWER SUPPLY. (COMMON)

INTER-COMPONENT WIRING

------- 24 V. } FIELD WIRING
—— LINE V.

—— 24 V. } FACTORY WIRING
—— LINE V.

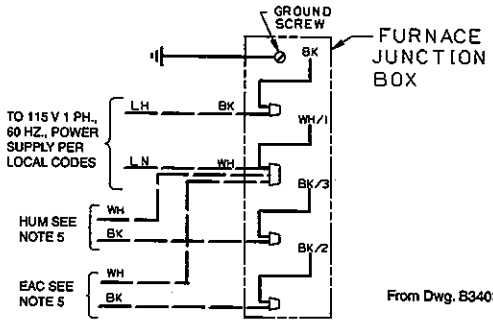

From Dwg. B340388 Rev. 2

American Standard
HEATING & AIR CONDITIONING

Twinning

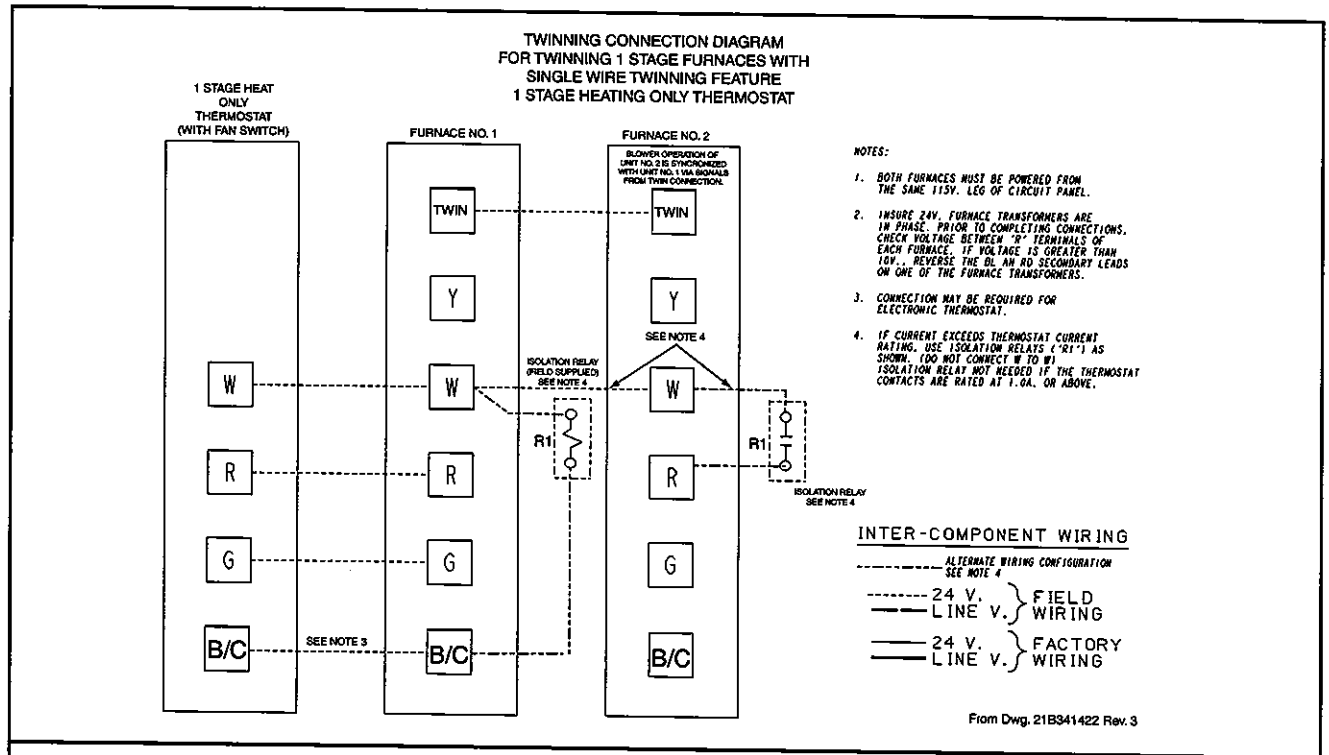

From Dwg. 21B341422 Rev. 3

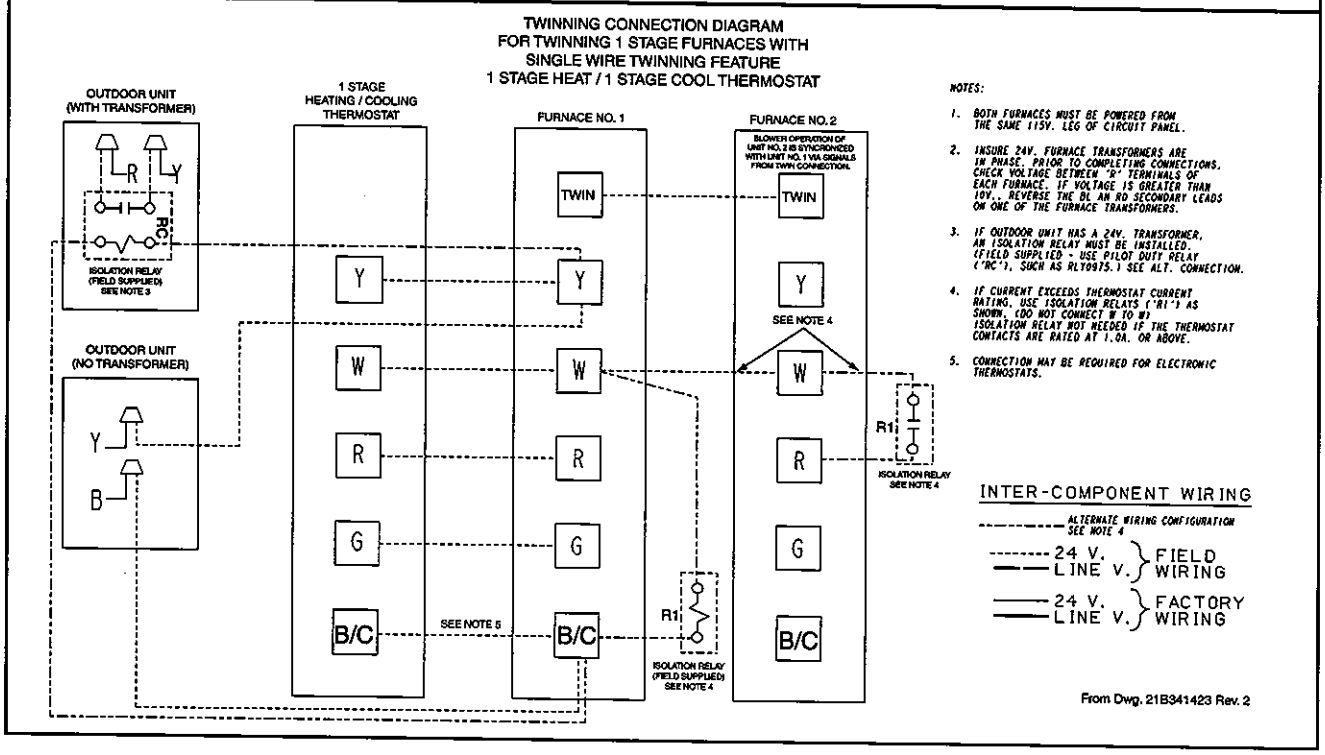

From Dwg. 21B341423 Rev. 2

Pub. No. 12-1233-03

Dimensions

AUX1-H OUTLINE DRAWING

(ALL DIMENSIONS ARE IN INCHES)

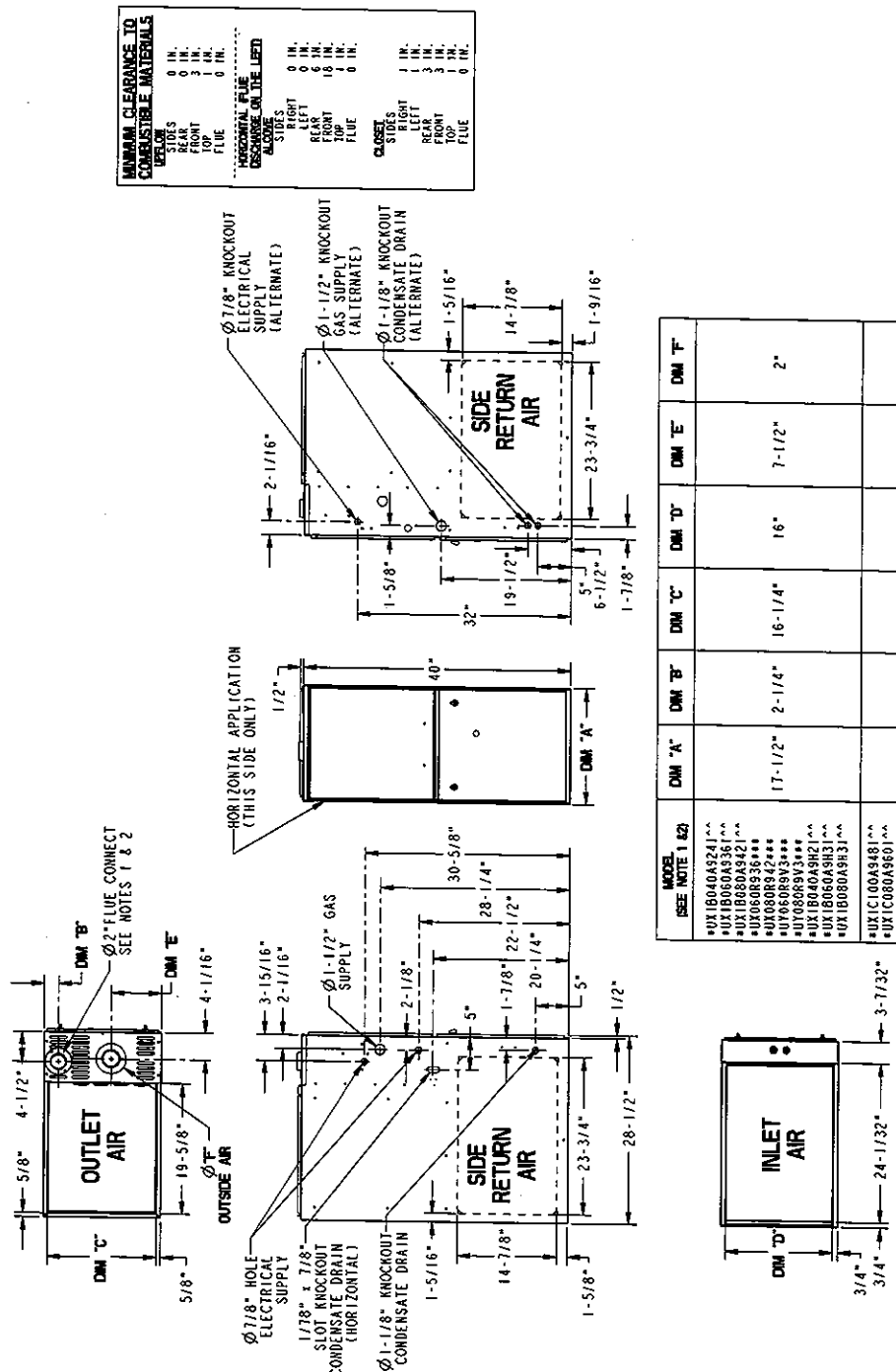

MINIMUM CLEARANCE TO COMBUSTIBLE MATERIALS	
UPFLOW	
SIDES	0 IN.
REAR	0 IN.
FRONT	3 IN.
TOP	1 IN.
FLUE	0 IN.
HORIZONTAL FLUE DISCHARGE ON THE LEFT	
ALCOVE	
SIDES	
RIGHT	0 IN.
LEFT	0 IN.
REAR	6 IN.
FRONT	18 IN.
TOP	1 IN.
FLUE	0 IN.
CLOSET	
SIDES	
RIGHT	1 IN.
LEFT	1 IN.
REAR	3 IN.
FRONT	3 IN.
TOP	1 IN.
FLUE	0 IN.

MODEL (SEE NOTE 1 &2)	DIM "A"	DIM "B"	DIM "C"	DIM "D"	DIM "E"	DIM "F"
UX1B040A924^^ *UX1B060A936*^^ *UX1B080A942*^^ *UX060R936*** *UX080R942*** *UY060R9V3*** *UY080R9V3*** *UX1B040A9H21^^ *UX1B060A9H31^^ *UX1B080A9H31^^	17-1/2"	2-1/4"	16-1/4"	16"	7-1/2"	2"
*UX1C100A9481^^ *UX1C080A9601^^ *UX100R948*** *UY100R9V4*** *UX1C100A9H41^^	21"	2-1/2"	19-3/4"	19-1/2"	9"	3"
*UX1D100A9601^^ *UX1D120A9601^^ *UX120R960*** *UY120R9V5*** *UX1D120A9H51^^	24-1/2"	2-15/16"	23-1/4"	23"	10"	3"

NOTES:
1. *UX120-960 REQUIRES 3" DIAMETER VENT PIPE. *UX100-948 & *UX1D0C360 REQUIRES 2-1/2" OR 3" DIAMETER VENT PIPE.
2. DIAMETER OF VENT PIPE MAY BE LIMITED TO 2-1/2" OR 3" ON SOME MODELS AT DIFFERENT ALTITUDES. REFER TO THE VENT LENGTH TABLE FOR PROPER APPLICATION.

Dimensions

ADX1-H OUTLINE DRAWING

(ALL DIMENSIONS ARE IN INCHES)

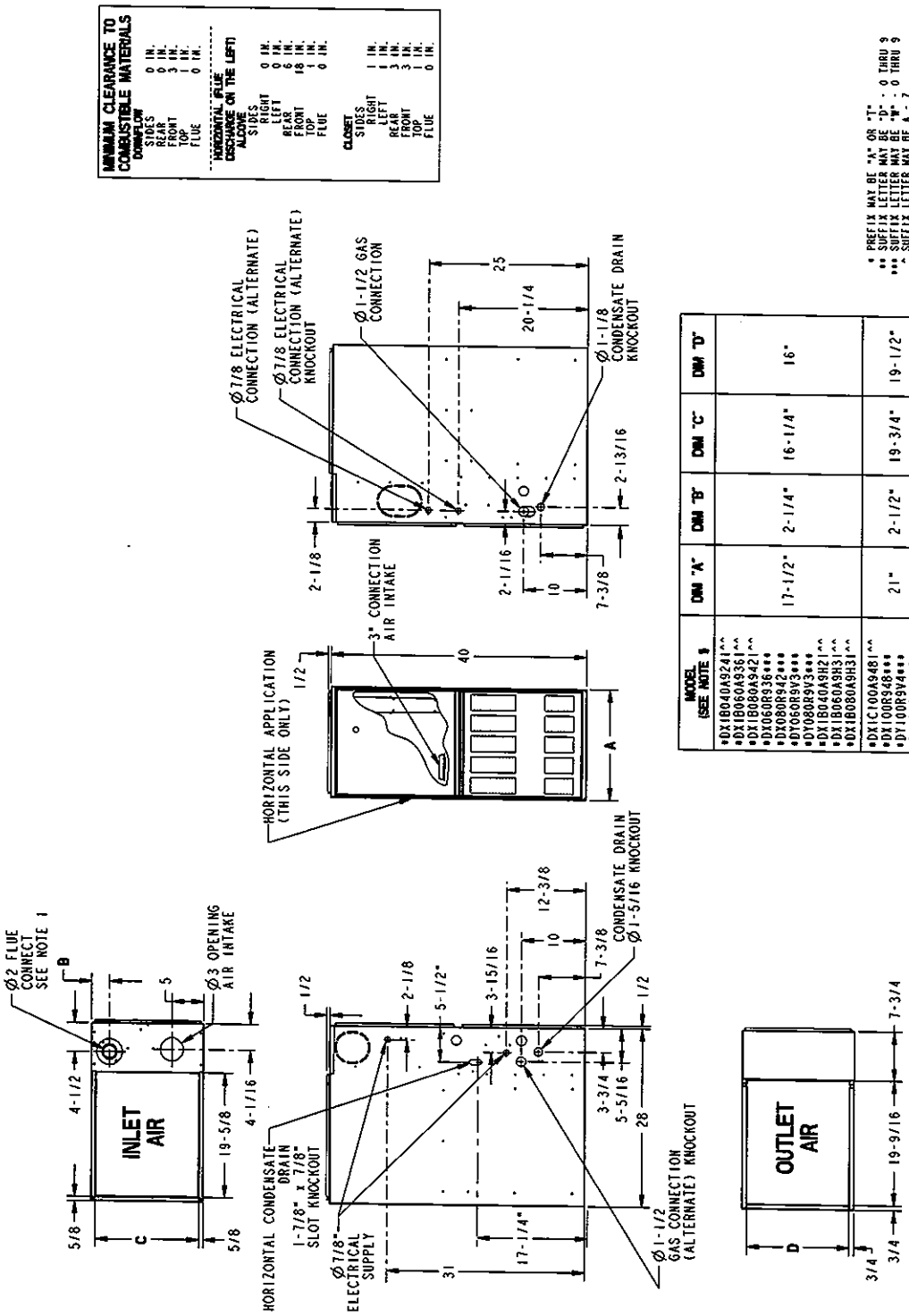

MODEL (SEE NOTE 1)	DIM "A"	DIM "B"	DIM "C"	DIM "D"
*DX1B040A924I^^				
*DX1B060A936I^^				
*DX1B080A942I^^				
*DX060R936***				
*DX080R942***	17-1/2"	2-1/4"	16-1/4"	16"
*DY060R9V3***				
*DY080R9V3***				
*DX1B040A9H2I^^				
*DX1B060A9H3I^^				
*DX1B080A9H3I^^				
*DX1C100A948I^^	21"	2-1/2"	19-3/4"	19-1/2"
*DX100R948***				
*DY100R9V4***				
*DX1D120A9H5I^^				
*DX1D120A960I^^	24-1/2"	2-15/16"	23-1/4"	23"
*DX120R960***				
*DY120R9V5***				
*DX1D120A9H5I^^				

* PREFIX MAY BE "A" OR "T".
** SUFFIX LETTER MAY BE "D" - 0 THRU 9
*** SUFFIX LETTER MAY BE "P" - 0 THRU 9
^ SUFFIX LETTER MAY BE A" - Z

NOTES:
1. DIAMETER OF VENT PIPE MAY BE LIMITED TO 2-1/2" OR 3" ON SOME MODELS AT DIFFERENT ALTITUDES. REFER TO THE VENT LENGTH TABLE FOR PROPER APPLICATION.

TOWNSHIP OF CALN

PERMIT

Permit No: 2007-00077-BUI

Date Issued: 6/12/2007

Location of Work: 3700 LINCOLN HWY

Type of Work: HVAC

Owner: MERAKLIS HARRY J & OKEEFE EILEEN

Contractor: ABSOLUTE HEATING & COOLING

Parcel #: 39-4H-53

ZONING OFFICER

THIS PLACARD MUST BE POSTED IN A CONSPICUOUS PLACE ON THE PREMISES, EASILY VISIBLE FROM THE PRINCIPAL STREET, WELL SECURED IF EXPOSED TO THE WEATHER, DURING THE ENTIRE CONSTRUCTION TIME.

WORK MUST BE STARTEDWITHIN 6 MONTHS FROM DATE OF ISSUE

CALN TOWNSHIP

253 Municipal Drive, Thorndale, PA 19372
610/384-0600, Fax – 610/384-0689

BUILDING PERMIT APPLICATION – PERMIT FEES ARE NON-REFUNDABLE

Minimum fee due at time of permit application

Address _____ Subdivision _____ Lot # _____ Zoning Dist. IV-1

Building Improvement

- New Building ☐
- Addition ☐
- Alteration ☐
- Basement ☐
- Deck /Ramp ☐
- Demolition ☐
- Driveway ☐
- Fire Protection ***
- Sprinkler/Alarm ☐
- Hot Tub **see directions ☐
- Tenant fit-out ☐
- Mechanical ** ☒
- Patio ☐
- Plumbing ☐
- Pool **see directions ☐
- Roof **see directions ☐
- Shed (>500 sq.ft.) ☐
- Tank ☐
- Other ☐

IDENTIFICATION – To be completed by all applicants

OWNER
Name: HARRY MORAKIS
Address: 3700 LINCOLN HWY.
THORNDALE, PA 19372
Phone #: 610-873-0125 / 610-384-3363

DATE: 3-9-07
Job Cost: 5,825 ~

Sewage Disposal
Public ☐
Private ☐

Water Supply
Public ☐
Private ☐

Contractor Information:
Name: ABSOLUTE HTG/CLG
Address: P.O. BOX 189
PARKESBURG, PA 19365
Phone #: 717-442-2477

Principal Type of Frame
Frame ☐
Masonry ☐
Wood ☐
Structural Steel ☐
Reinforced Concrete ☐
Other/specify ☐

Residential Location: 3700 LINCOLN HWY ☒
Commercial Location: ☐

Site located in Flood Area
Yes ☐ No ☐

Submit floor plan showing Location w/clearances & material types /Mechanical
Central AC?
Yes ☐ No ☐
Will there be an Elevator?
Yes ☐ No ☐

Residential Building Area:
# of Stories _____
Basement _____
Garage _____
1st. Floor _____
2nd. Floor _____
Total Habitable Space _____

Commercial Projects:
Use Group
Classification _____
Occupancy Load _____
Sprinklered ☐ Yes ☐ No

Residential Bldg. Only
Bedrooms _____
Bathrooms _____

Type of Heating Fuel
- Gas ☒
- Oil ☐
- Electric ☐
- Coal ☐
- Other ☐

Lot Area _____ sq.ft.
Building Coverage _____ sq.ft.
Total Impervious Coverage _____ sq.ft.

 # Off Street Parking Spaces. _____

DESCRIPTION /COMMERCIAL ACTIVITIES _____

SIGNATURE OF APPLICANT: [signature] DATE: 3-9-07

DO NOT WRITE IN THIS SPACE – FOR OFFICE USE ONLY

Permit # 00077	Approved By: [signature]	Permit Fee: 125.00	Date Issued: 3/16/07

REMARKS:

Absolute

Heating & Cooling

Bringing Absolute Comfort to Your Home

P. O. Box 189
Parkesburg Pa. 19365
Phone (717) 442-2477
Fax (717) 442-2478
www.absoluteheatcool.com

FACSIMILE TRANSMISSION COVER SHEET

DATE 3-27-07

TO: ANDY RECZEK

COMPANY: CAN TWP.

FROM: ANDY SHOEMAKER

Fax Number 610-384-0689

Number of pages sent including cover sheet 2

Comments: DUCT DRAWING FOR 3700 LINC. HWY.
NEW DUCTS ARE REFLECTED. TIED INTO AN EXISTING SUPPLIES AND RETURNS.

CONFIDENTIALITY NOTE

This information contained in or accompanying this telecopy transmission contains confidential or privileged information of Absolute Heating & Cooling. The information is intended to be for the sole use of the individual or entity named above. If you are not the intended recipient, be aware that any disclosure, copying, distribution or use of the contents of this telecopied information is PROHIBITED. If you have received this telecopy in error, please notify us by telephone immediately.

RECEIVED
MAR 27 2007
CODES



CHESTER COUNTY

UPI:	39-4H-1.050-T
Owners:	WILLS ALAN
Mail Address:	418 LONGWOOD DR
	EXTON PA
ZIP:	19341
Situs Address:	3700 LINCOLN HW
Book:	
Page:	
Record Date:	
Lot Location:	LOT 5
Prop. Descrip:	
Acres:	
Square Feet:	0
LUC:	T-10
Lot Assmnt:	$
Total Assmnt:	$ 8,170
Prop. Assmnt:	$ 8,170
Last Sale:	$
Assmnt Date:	12/20/2005 9:22:07 AM

CALN TOWNSHIP

DEPARTMENT OF CODE ENFORCEMENT

Andrew F. Reczek, Director of Code Enforcement
Stephen L. Miller, Code Official/Fire Marshal
Gary E. Shesko, Housing Officer/Deputy Fire Marshal
Raymond Stackhouse, Code Official/Deputy Fire Marshal
610-384-0600 fax: 610-384-0689 Email: andyr@caintownship.org
253 Municipal Drive, P.O. Box 72149 Thorndale, Pa. 19372-0149

www.caintownship.org

PROTOCOL FOR BUILDING PLAN SUBMITTAL

1. **The Building Inspector has thirty (30) days to review applications.**
2. **Building Plans and Application will be accepted after completion of Land Development. Building permit application available on line @ www.caintownship.org.**
3. **Three set of plans must accompany submitted application with cross sections and details.**
4. **Provide plot plan showing all existing & proposed construction. No application will be accepted without the above information. Provide setback dimensions from any structure or paved surface to all property lines.**
5. **Sprinkler review & inspection to be provided by a third-party & are not included in the permit fee.**
6. **All Building Plans must be signed and sealed by a Design Professional registered in the Commonwealth of Pennsylvania unless otherwise indicated by Building Inspector.**
7. **The minimum fee will be collected at time of application. Caln Township Code Official will calculate total fee. Any additional fees will be collected prior to issuance of Permit. Fee schedule is available on line @ www.caintownship.org.**
8. **Swimming pool/hot tub applications must show required barrier protection.**
9. **All Construction documents must be provided with permit application, including Energy compliance information in accordance with the 2003 International Energy Conservation Code.**
10. **HVAC & Plumbing - Manufacturer's installation specs must be included. Provide floor plan showing location with clearances and material types.**
11. **Walls (over 2' in height)- must be accompanied by signed & sealed drawings.**
12. **Roof permits – Indicate whether existing roof is being removed. If so, provide pitch of roof, type of materials to be installed and any structural repairs. If placing new shingles over existing roof, please indicate.**
13. **Demolition applications – must include all utility shut off verifications, along with abandonment certifications of well & septic if applicable.**
14. **Tank applications – must provide certifications if applicable.**
15. **Caln Township reserves the right to reject any permit application that does not comply with above referenced requirements.**
16. **All Fire permits must be in accordance with NFPA 13. Indicate IBC Use Group. Indicate how fire alarm system is to be monitored.**

Date 3-7-07

Township of Caln
Receipt and Proof of Payment

Absolute

№ 16194 3062

$65

GENERAL FUND

01-10-322-910 --- Police Services

01-10-322-900 --- Street Opening Fee

01-10-331-125 --- Vehicle/Speed Ctrl/Ordinance

01-10-345-060 --- Act 205 - Pension

01-10-345-061 --- Fireman's Relief

01-10-345-080 --- Beverage License

01-10-361-305 --- Planning Fees

01-10-361-320 --- Act 247 Review/Inspection

01-10-361-340 --- Zoning Hearing

01-10-362-410 --- Building Permit $65

01-10-362-415 --- Fire Inspection

01-10-362-451 --- U & O New

01-10-362-452 --- U & O Res & Com

01-10-362-601 --- Housing Annual Rental Fee

01-10-362-602 --- Housing Tenant Change Fee

01-10-362-610 --- Contractor's License Fee

01-10-363-700 --- Bus Shelters

01-10-380-100 --- Miscellaneous

01-10-380-105 --- Tax Certification Fees

01-10-380-110 --- Cell Tower Fees

01-10-387-303 --- Lloyd Park Investment

01-10-387-305 --- Parks/Trips Reservations

01-10-387-307 --- Tennis Court Fee

*01-*_____ ---

*01-*_____ ---

*01-*_____ ---

*01-*_____ ---

*01-*_____ ---

PAID

MAR 09 2007

CODES

Department JB Treasurer